

4

3

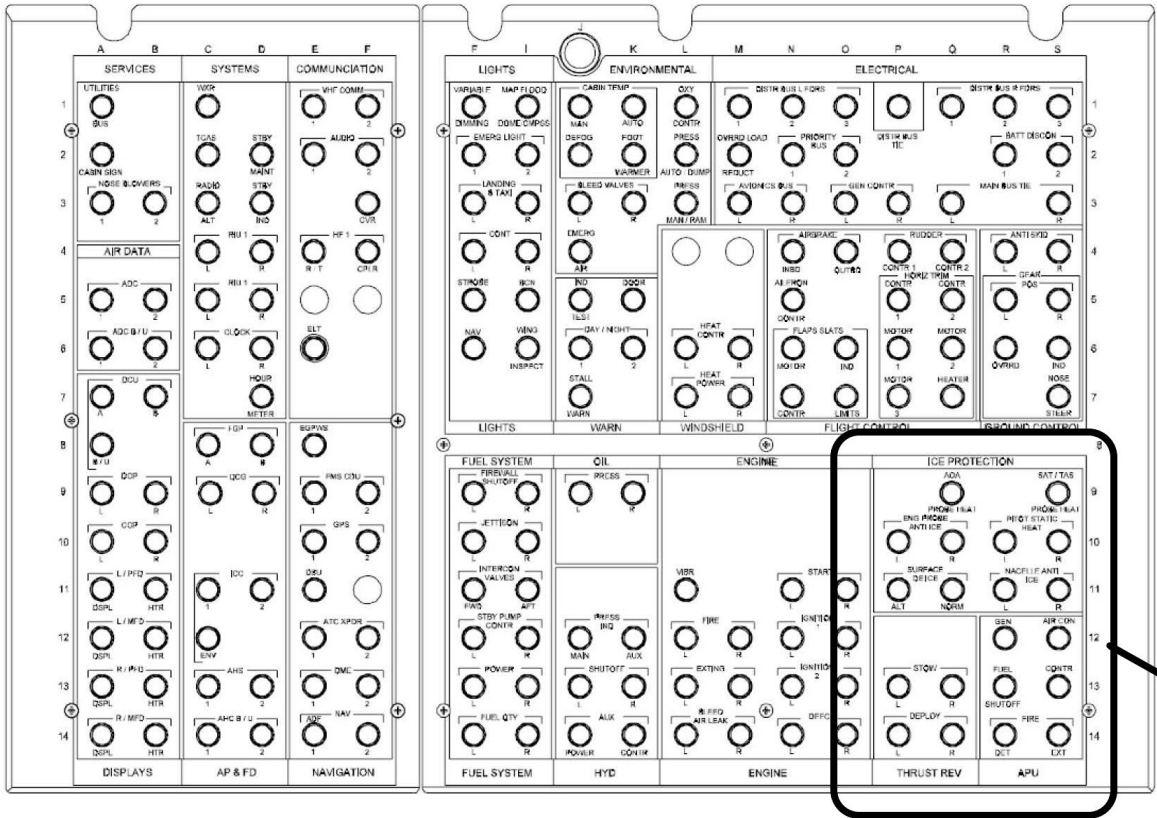
2

1

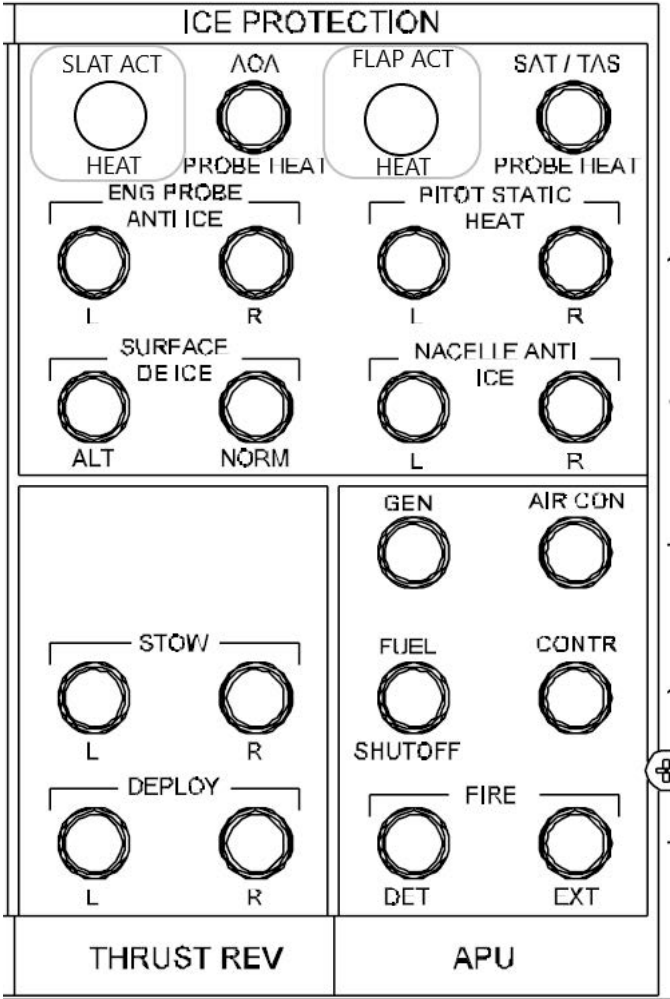
REV.	DESCRIPTION	DRAWN	CHECKED	APPROVED
IR	INITAL RELEASE	-	-	-

NOTES:

1. G150, SN225 SPECIFIC
2. ADD CIRCUIT BREAKER CUTOUTS WHERE INDICATED. GREY BOX INDICATES NEW AREA.
3. MODIFY EXISTING OVERLAY ASSY TO NEW CONFIGURATION AS SHOWN ON THIS DRAWING. ALL LETTERING TO BE WHITE, CODE NO. 37875 PER FED-STD-595
4. ETCH NEW LETTERING TO ALIGN WITH AND MATCH EXISTING LETTERING AND CENTERED AT APPROPRIATE CIRCUIT BREAKER CUTOUT.



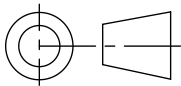
OVERLAY OVERHEAD CB PANEL



DETAIL A

DETAIL A

DIMENSIONS ARE IN INCHES
UNLESS OTHERWISE NOTED
THIRD ANGLE PROJECTION



TOLERANCES UNLESS
OTHERWISE SPECIFIED:
X = ± .100 .X = ± .050
.XX = ± .030 .XXX = ± .010
X° = ± 2° .X° = ± 1°

PROPRIETARY
AND
CONFIDENTIAL

ALL THE INFORMATION
CONTAINED IN THIS
DRAWING IS
PROPRIETARY TO
PEREGRINE. ANY USE,
DISCLOSURE OR
REPRODUCTION OF
THIS DATA IN PART OR
WHOLE WITHOUT THE
WRITTEN PERMISSION
OF PEREGRINE IS
PROHIBITED.



PEREGRINE
7385 SOUTH PEORIA STREET
UNIT C4
ENGLEWOOD, CO 80112

TITLE:
**OVERHEAD PANEL
OVERLAY MODIFICATION**

DWG. NO. **PA-200124-509**

REV. **IR**

DWG SIZE: B SCALE: 1:2 SHEET 1 OF 1

APPROVED	D RANKIN 09/18/2020
CHECKED	M BAIG 09/18/2020
DRAWN	L.WILDING 09/18/2020

WEIGHT: NEXT ASSEMBLY: PA-200124-521

4

3

2

1